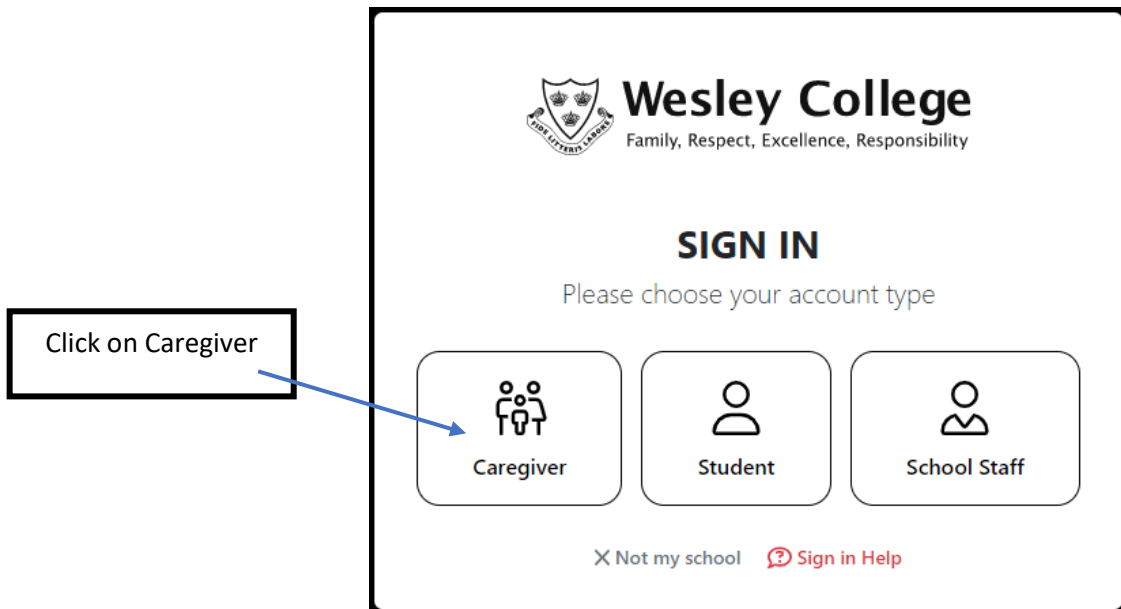


THERE ARE THREE OPTIONS TO SIGN INTO SCHOOLBRIDGE FOR PARENTS AND CAREGIVERS

- Go to <https://www.wesley.school.nz/>
- Go to 'Students' tab
- Go to 'Current Students/Parent Login'



Caregiver Sign In

If your school-registered email is also registered with Facebook, Google, or Microsoft you can sign in with the options below.

Sign in with Google

Sign in with Microsoft

Request a Magic Sign In Code

Email **Send Sign-In Code**

Enter your school registered email address to receive a magic sign-in code. Codes are valid for 72 hours.

[Already have a code?](#)

[Sign in with Password \(Legacy\)](#)

[Change Account Type](#) [Sign in Help](#)

Sign into SchoolBridge using one of the following options:

- A Google account email address
- A Microsoft account email address (including either Hotmail/Outlook)
- The one-time Magic Link valid for 72hrs (type in your email address – the Magic Link login code will be sent to your email).

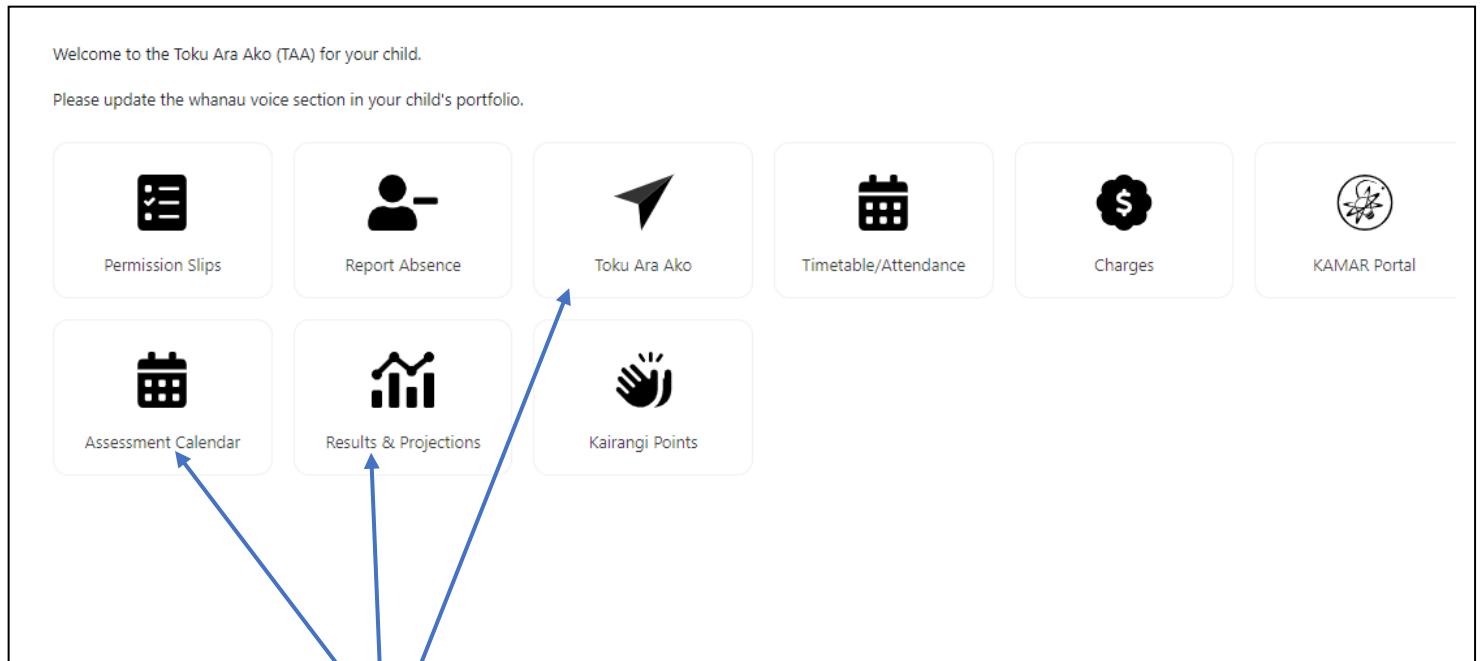
IMPORTANT:

The email address must be your contact email registered with Wesley College

INSIDE SCHOOLBRIDGE

Welcome to the Toku Ara Ako (TAA) for your child.

Please update the whanau voice section in your child's portfolio.



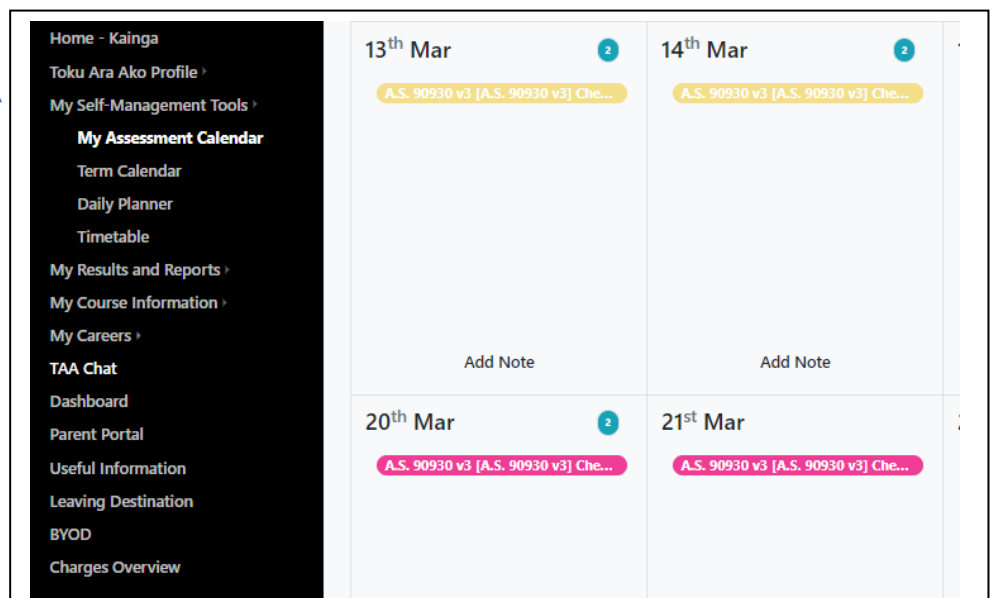
The dashboard features the following icons and labels:

- Permission Slips
- Report Absence
- Toku Ara Ako
- Timetable/Attendance
- Charges
- KAMAR Portal
- Assessment Calendar
- Results & Projections
- Kairangi Points

Blue arrows point from the 'Assessment Calendar', 'Results & Projections', and 'Toku Ara Ako' icons to the corresponding feature descriptions in the next section.

SchoolBridge now has many new features:

- **The Toku Ara Ako profile:** Where you can find the students goals, aspirations and dialogue between them and their learning coach.
- **My Results and Reports:** Where parents of senior students can view the student's standards they are entered for and their grades.
- **My self-management tools:** Where you can find the students assessment calendar. This displays all the assessments for the student on a calendar.



The screenshot shows the mobile app interface with a navigation menu on the left and a calendar view on the right.

Navigation Menu:

- Home - Kainga
- Toku Ara Ako Profile >
- My Self-Management Tools >
- My Assessment Calendar**
- Term Calendar
- Daily Planner
- Timetable
- My Results and Reports >
- My Course Information >
- My Careers >
- TAA Chat
- Dashboard
- Parent Portal
- Useful Information
- Leaving Destination
- BYOD
- Charges Overview

Calendar View:

13 th Mar	14 th Mar
A.S. 90930 v3 [A.S. 90930 v3] Che...	A.S. 90930 v3 [A.S. 90930 v3] Che...
Add Note	Add Note
20 th Mar	21 st Mar
A.S. 90930 v3 [A.S. 90930 v3] Che...	A.S. 90930 v3 [A.S. 90930 v3] Che...

A blue arrow points from the 'My self-management tools' feature description to the 'My Assessment Calendar' menu item.